



Highlights

2008


Revenue (£m)




Gross Profit (£m)




Profit before tax (£m)



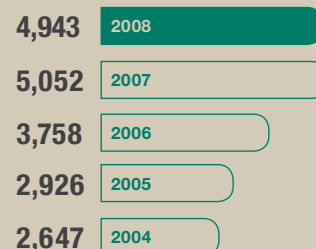
Basic earnings per share (pence)



Dividend per share (pence)



Headcount at year end



- Record levels of revenue and gross profit
- Gross profit from permanent placements grew 14%
- Gross profit from temporary placements grew 20%
- Temporary placements gross margins maintained at 24.2%
- 68% of gross profit generated from outside the UK
- EMEA, the Group's largest region, grew gross profit by 32%
- 51% of gross profit generated from non-Finance and Accounting disciplines
- Cash generated from operations up 25% to £185.2m (2007: £148.7m)
- Net cash at the year end of £94.3m (2007: £10.3m)